





# How to dispose of your rubbish



<p><b>GREEN WASTE</b></p> 	<ul style="list-style-type: none"><li>• <b>Compost it.</b> The best way! Leave it to decompose in a heap/bin and eventually dig it back into your plot for richer soil.</li><li>• <b>Leave at designated area</b> on farm – Any weeds or woody stems that you do not want to compost can be left neatly in a designated area on the farm. Please ask a committee member to show you the designated areas</li><li>• <b>Burn</b> – Only <b>dry</b> green waste can be burned on the plot. This must be in a contained fire bin and not left unattended. Fires from November to March only.</li></ul>
<p><b>Wood</b></p> 	<ul style="list-style-type: none"><li>• <b>Take to the bonfire area</b> on the farm (near upper plots). Leave it neatly with other wood to be burned. Small pieces may be burned on your plot between November to March.</li></ul>
<p><b>Non-degradable rubbish</b></p> 	<ul style="list-style-type: none"><li>• <b>Take home with you.</b> There are no facilities on the allotment or the farm to take general rubbish from the allotments.</li></ul> <p>Leaving plastic rubbish on the farm is in contravention of our lease agreement and could result in losing your plot. Please be considerate.</p>